


SQUEEZE PUMPS



- All Pumps Standard with Stainless Steel Barbs
- Use 3/8" B Models for approximate rates of 2 to 18 GPA
- Use 5/8" L Models for approximate rates of 10 to 40 GPA

Calculating Your Rate? Easy, On-Line at www.cds-johnblue.com Rate Calculator!


Single Pumps



Single Pumps are built with a single roller assembly and manifold. They come standard with a jackshaft, aluminum multi-sprockets, chain and standard clutch. Replacement parts on Page 370.

Part#	No. of Rows	Metering Hose	GPA	Discharge Hose	Suction Hose	Price
8B-1	8	3/8"	1.5 - 25	3/8"	1 1/2" FNPT	\$1,889.07
8L	8	5/8"	3 - 50	1/2"	1 1/2" FNPT	\$1,892.27
12B-1	12	3/8"	1.5 - 25	3/8"	1 1/2" FNPT	\$2,273.29
12L	12	5/8"	3 - 50	1/2"	1 1/2" FNPT	\$2,276.49
16B-1	16	3/8"	1.5 - 25	3/8"	1 1/2" FNPT	\$2,292.50
16L	16	5/8"	3 - 50	1/2"	1 1/2" FNPT	\$2,513.43
24B-1	24	3/8"	1.5 - 25	3/8"	1 1/2" FNPT	\$2,785.58

Combination Pumps




CDS Combination Pumps are double pumps that have two different tube sizes. This pump is ideal when two widely different rates are metered at the same time.

Combination Pumps include a jackshaft, aluminum multi sprockets and chain. Replacement parts on Page 371.

Part#	No. of Rows	Metering Hose	GPA	Discharge Hose	Suction Hose	Price
8B-1/8L	8	3/8" & 5/8"	1.5 - 50	3/8" & 1/2"	1 1/2" FNPT	\$3,650.07
12B-1/8L	12	3/8" & 5/8"	1.5 - 50	3/8" & 1/2"	1 1/2" FNPT	\$3,935.03

Double Pumps



Double Pumps are built with two roller assemblies and two manifolds. This unique system of two roller assemblies with two independent manifolds, exclusive to the CDS Squeeze Tube Pumps, provides more outlets and permits two different products and/or two different rates to be metered at the same time. **Double Pumps** include a jackshaft, aluminum multi-sprockets and chain. Replacement parts on Page 372.

Part#	No. of Rows	Metering Hose	GPA	Discharge Hose	Suction Hose	Price
24LD	24	5/8"	3 - 50	1/2"	1 1/2" FNPT	\$3,970.25
32BD-1	32	3/8"	1.5 - 25	3/8"	1 1/2" FNPT	\$4,336.86
40BD-1	40	3/8"	1.5 - 25	3/8"	1 1/2" FNPT	\$5,066.88
48BD-1	48	3/8"	1.5 - 25	3/8"	1 1/2" FNPT	\$5,170.93

REPLACEMENT SQUEEZE PUMP HOSES		
Part#	Description	Price
08-0010	3/8" Diameter for "B" Model Pumps	\$13.47
08-0020	5/8" Diameter for "L" Model Pumps	\$22.34


SPECIAL PLASTIC FITTINGS		
Part#	Description	Price
08-0011	Inlet Fitting - Plastic - "B" Pump	\$7.47
08-0015	Inlet Fitting - Stainless Steel - "B" Pump	\$27.33
08-0021	Inlet Fitting - Plastic - "L" Pump	\$18.14
08-0016	Inlet Fitting - Stainless Steel - "B" Pump	\$37.94
08-0012	Outlet Fitting - Plastic "B" Pump	\$7.75
08-0013	Outlet Fitting - Stainless Steel - "B" Pump	\$26.17
08-0022	Outlet Fitting - Plastic "L" Pump	\$7.50
08-0017	Outlet Fitting - Stainless Steel - "B" Pump	\$37.94
08-9002	Manifold Plug - Screw Type - "L" Pump	\$3.67



CDS SQUEEZE PUMP MAXIMUM OUTPUT AT 100RPM

	Operating Speed-MPH	Gallons Per Acre		
		12" Row	30" Row	36" Row
"B" Pump	3.5	90	36	30
	4.0	77	33	26
	4.5	69	31	23
	5.0	62	25	20
	6.0	51	20	17
"L" Pump	3.5	180	72	60
	4.0	155	66	52
	4.5	139	62	47
	5.0	124	50	41
	6.0	103	41	34

**CATALOG IS LIST PRICE
PLEASE APPLY DISCOUNT**



Squeeze Pumps SQUEEZE PUMPS ONLY - MOUNTS NOT PROVIDED

- Positive shut-off when pump stops
- 6 - 16 outlets are available.
- Patented spring loaded back plate insures accurate rates.
- Heavy cast iron frame
- Fittings can be relubricated to flus out contamination.
- Choice of optional individual sprockets or complete cluster sets
- Replacement parts on page 374-375

Part#	No. of Rows	Metering Hose	GPA	Discharge Hose	Suction Hose	Price
L-6-C	6	1/2"	7 - 55	1/2"	1"	\$1,174.07
L-8-C	8	5/16"	3 - 23	3/8"	1"	\$1,311.24
L-8-LC	8	1/2"	7 - 55	1/2"	1 1/4"	\$1,636.19
L-12-C	12	1/2"	7 - 55	1/2"	1 1/4"	\$1,890.93
L-12-SC	12	5/16"	3 - 23	3/8"	1 1/4"	\$1,853.85
L-16-C	16	5/16"	3 - 23	3/8"	1 1/4"	\$2,057.49

REPLACEMENT HOSES		
Part#	Description	Price
87249	1/2" Diameter	\$15.01 ea.
87250	5/16" Diameter	\$15.01 ea.



ORDER SPROCKETS, ADAPTERS & RETAINERS SEPERATE

RETAINERS & ADAPTERS FOR PUMP SHAFT		
Part#	Description	Price
L-1414	Sprocket Adapter-7/8" Bore	\$81.71
L-4414	Sprocket Retainer-7/8" Bore	\$62.85

PLANTER SHAFT RETAINERS & ADAPTERS		
Part#	Description	Price
112838	7/8" Hex Shaft Sprocket Adapter	\$90.13
112839	7/8" Hex Shaft Sprocket Adapter	\$79.08
L-1414-1	1" Round Hole Adapter	\$81.71
L-4414-1	1" Round Hole Retainer	\$64.56

SQUEEZE PUMP SPROCKETS		
Part#	Description	Price
L-1381	20 Tooth	\$82.01
L-1383	8 Tooth	\$33.46
L-1384	9 Tooth	\$51.94
L-1385	10 Tooth	\$27.51
L-1386	15 Tooth	\$50.15
L-1387	22 Tooth	\$76.09
L-1388	23 Tooth	\$73.05
L-1389	26 Tooth	\$80.96
L-1390	30 Tooth	\$115.59
L-1391	31 Tooth	\$119.89
L-1392	32 Tooth	\$100.10

Calculating Your Rate?
It's Easy On-Line!

www.cds-johnblue.com
Rate Calculator!

**CATALOG IS LIST PRICE
PLEASE APPLY DISCOUNT**



Universal Drive Assemblies-DRV



Does NOT include tire or pump

Universal Squeeze Pump Mount

Old style Universal Mount & Drive Package, **Limited Stock Remaining**

Part#	Price
114939	\$1,151.01

DRV-3050	
Squeeze Pump Ground Drive - fixed height adjustment mechanism (10 positions), less tire and u-bolts. Rim Size - 15"	
Part#	Price
DRV-3050	\$3,003.54

DRV-3250	
Squeeze Pump Universal Mount includes split sprocket to drive off the planter shaft(no wheel). Replaces old part # 114939	
Part#	Price
DRV-3250	\$1,551.28

DRV-3350	
Squeeze Pump Ground Drive - spring loaded adjustment mechanism, less tire and u-bolts. Rim Size - 15"	
Part#	Price
DRV-3350	\$3,336.97

DRV-SQZ	
Drive Adapter Kit for Squeeze Pump Can be used to adapt to any DRV Kit (DRV3000, 3100, 3200, 3300)	
Part#	Price
DRV-SQZ	\$714.12

U-bolts for your bar size (2 u-bolts required per drive)		
Part#	Bar Size	Price
115907-01A	7" x 7" Bar	\$93.26
115907-01B	4" x 4" Bar	\$120.66
115907-01C	4" x 6" Bar	\$117.99
115907-01D	6" x 6" Bar	\$124.44
115907-01E	9" x 9" Bar	\$154.72



DRV-3200	
Universal Mount - Pump mount and jackshaft for planter hex shaft drive applications, less u-bolts. Replaces old part number 114916.	
Part#	Price
DRV-3200	\$1,379.18