



PTO BELT DRIVEN CENTRIFUGAL PUMPS

PTOC BELT DRIVEN PUMPS

Features:

- Port Sizes: 1-1/4" NPT inlet, 1 NPT Outlet
- Stainless Steel Shaft and Wear Ring
- Chemical Resistant Valox® or Optional Cast Iron Impeller
- Standard Viton® Carbon/Ceramic Seal or Optional Severe Duty Silicon Carbide Mechanical Seal
- Spring loaded idler absorbs shock of PTO engagement
- New BAC-15-PIN feature ensures proper alignment
- Stainless Steel Shaft
- 5 PTO Mounting Options - See bottom of the page



CATALOG IS LIST PRICE PLEASE APPLY DISCOUNT

PTO Belt Driven Centrifugal Pumps

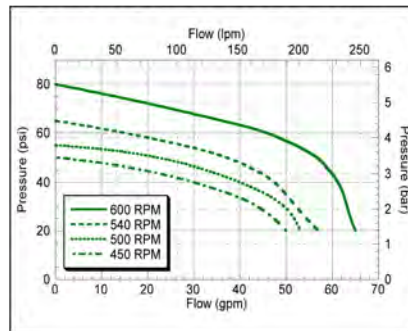
PART NUMBER	MAX GPM	MAX PSI	PTO SHAFT	PORT SIZES	PUMP SEALS	LIST PRICE
PTOC-600-6SP	65	80	540	1-1/4" FPT Inlet x 1" FPT Outlet	Carbon / Ceramic / Viton®	\$1,521.86
PTOC-600-6SP-CI	65	80	540	1-1/4" FPT Inlet x 1" FPT Outlet	Carbon / Ceramic / Viton®	\$1,612.62
PTOC-600-6SP-SS	65	80	540	1-1/4" FPT Inlet x 1" FPT Outlet	Carbon / Ceramic / Viton®	\$1,544.00
PTOC-600-6SP-CI-SS	65	80	540	1-1/4" FPT Inlet x 1" FPT Outlet	Carbon / Ceramic / Viton®	\$1,634.75
PTOC-600-B	65	80	540	1-1/4" FPT Inlet x 1" FPT Outlet	Carbon / Ceramic / Viton®	\$1,544.00
PTOC-600-B-CI	65	80	540	1-1/4" FPT Inlet x 1" FPT Outlet	Carbon / Ceramic / Viton®	\$1,634.75
PTOC-600-B-SS	65	80	540	1-1/4" FPT Inlet x 1" FPT Outlet	Carbon / Ceramic / Viton®	\$1,566.13
PTOC-600-QC	65	80	540	1-1/4" FPT Inlet x 1" FPT Outlet	Carbon / Ceramic / Viton®	\$1,544.00
PTOC-600-QC-CI	65	80	540	1-1/4" FPT Inlet x 1" FPT Outlet	Carbon / Ceramic / Viton®	\$1,634.75
PTOC-600-QC-SS	65	80	540	1-1/4" FPT Inlet x 1" FPT Outlet	Carbon / Ceramic / Viton®	\$1,566.13
PTOC-600-21SP-SS	65	80	540	1-1/4" FPT Inlet x 1" FPT Outlet	Carbon / Ceramic / Viton®	\$1,571.67
PTOC-1000-6SP	65	80	1000	1-1/4" FPT Inlet x 1" FPT Outlet	Carbon / Ceramic / Viton®	\$1,521.86
PTOC-1000-6SPQC	65	80	1000	1-1/4" FPT Inlet x 1" FPT Outlet	Carbon / Ceramic / Viton®	\$1,532.93
PTOC-1000-B	65	80	1000	1-1/4" FPT Inlet x 1" FPT Outlet	Carbon / Ceramic / Viton®	\$1,544.00
PTOC-1000-20SP	65	80	1000	1-1/4" FPT Inlet x 1" FPT Outlet	Carbon / Ceramic / Viton®	\$1,610.40
PTOC-1000-20SP-CI	65	80	1000	1-1/4" FPT Inlet x 1" FPT Outlet	Carbon / Ceramic / Viton®	\$1,701.16
PTOC-1000-20SP-SS	65	80	1000	1-1/4" FPT Inlet x 1" FPT Outlet	Carbon / Ceramic / Viton®	\$1,632.54
PTOC-1000-21SP	65	80	1000	1-1/4" FPT Inlet x 1" FPT Outlet	Carbon / Ceramic / Viton®	\$1,549.53
PTOC-1000-21SP-CI	65	80	1000	1-1/4" FPT Inlet x 1" FPT Outlet	Carbon / Ceramic / Viton®	\$1,640.29
PTOC-1000-21SP-SS	65	80	1000	1-1/4" FPT Inlet x 1" FPT Outlet	Carbon / Ceramic / Viton®	\$1,571.67
PTOCSC-600-B	65	80	540	1-1/4" FPT Inlet x 1" FPT Outlet	Severe Duty Silicon Carbide	\$1,649.14
PTOCSC-600-QC	65	80	540	1-1/4" FPT Inlet x 1" FPT Outlet	Severe Duty Silicon Carbide	\$1,649.14
PTOCSC-1000-20SP	65	80	1000	1-1/4" FPT Inlet x 1" FPT Outlet	Severe Duty Silicon Carbide	\$1,715.55
PTOCSC-1000-21SP	65	80	1000	1-1/4" FPT Inlet x 1" FPT Outlet	Severe Duty Silicon Carbide	\$1,654.68

Pump End Only

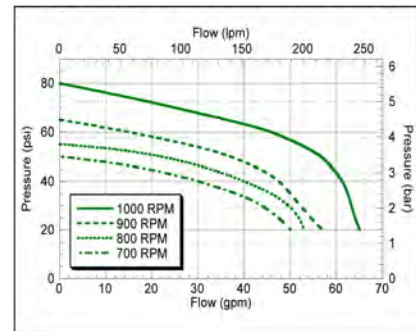
PART NUMBER	DESCRIPTION	LIST PRICE
FMC-MIA	Pump end only, machined to accept idler arm	\$641.95

- OPTION DISCRIPTION
- PTOCSC Silicone carbide shaft seal for abrasives
 - CI Cast iron impeller
 - SS Stainless steel fitted package including impeller nut, capscrews, and pipe plugs

600 RPM PERFORMANCE CHART



1000 RPM PERFORMANCE CHART



-6SP
For Direct Mount on 6 Spline, 1-3/8"



-6SPQC
Quick Coupler For Direct Mount on 6 Spline, 1-3/8"



-B
1" Stub Shaft and Mounting Base for Trailer Mount



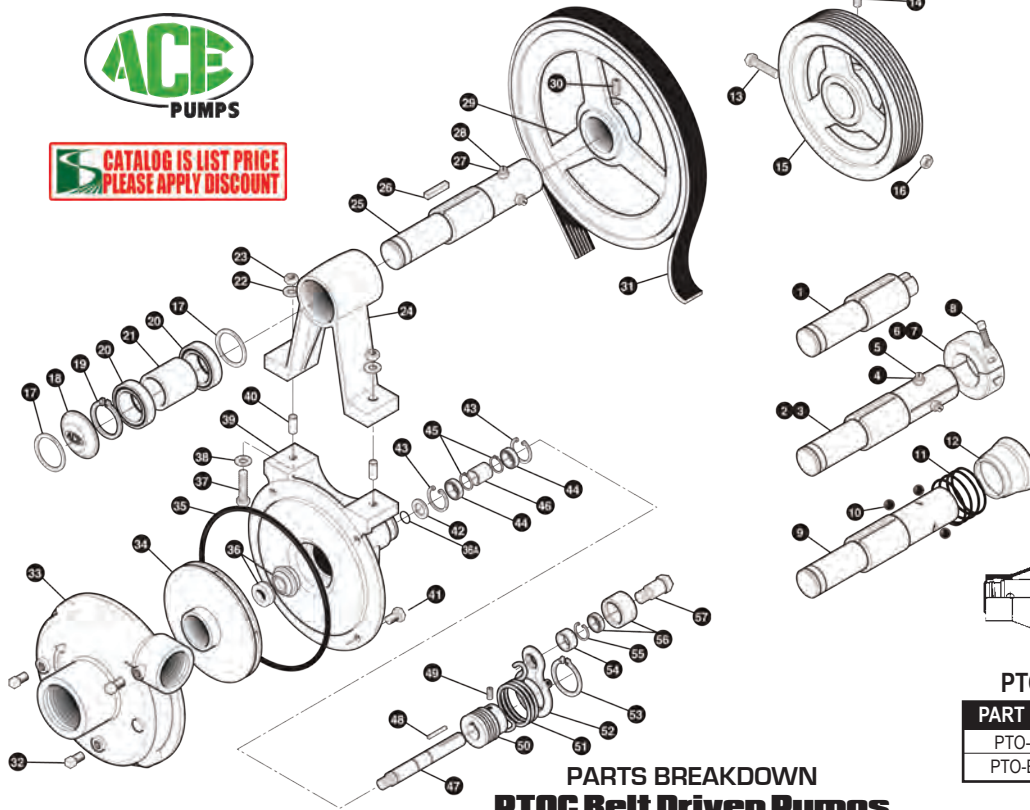
-20SP
For Direct Mount on 20 Spline, 1-3/4"



-21SP
For Direct Mount on 21 Spline, 1-3/8"




**CATALOG IS LIST PRICE
PLEASE APPLY DISCOUNT**



**PARTS BREAKDOWN
PTOC Belt Driven Pumps**

REPAIR KITS

RK-PTOC-600	\$145.70
Repair kit for 600 RPM models, kit includes: Belt, Mechanical Seal, and Body O-ring	
RK-PTOC-1000	\$146.97
Repair kit for 1000 RPM models, kit includes: Belt, Mechanical Seal, and Body O-ring	



PTO EXTENSIONS - CUT TO LENGTH

PART NUMBER	RPM	LIST PRICE
PTO-EXT-540	540 RPM	\$494.66
PTO-EXT-1000	1000 RPM	\$630.55

REF#	PART#	QTY	DESCRIPTION	LIST PRICE
1	BAC-10-S	1	Shaft, 1" Tumblerod stub	\$392.76
2	BAC-10-175-20SP	1	Shaft, 1-3/4" 20 Tooth PTO Spline, includes BAC-11-175	\$519.46
3	BAC-10-21SP	1	Shaft, 1-3/8" 21 Tooth PTO spline, includes BAC-11	\$487.79
4	40960	3	Nut, jam, 3/8" NC	\$6.3
5	BAC-40	3	Set screw, slotted, 3/8" NC	\$1.27
6	BAC-11-175	1	Locking collar, split ring (for BAC-10-175-20SP shaft)	\$196.38
7	BAC-11	1	Locking collar, split ring (for BAC-10-21SP shaft)	\$145.70
8	BAC-11-1	1	Set screw (for BAC-11 and BAC-11-175 locking collar)	\$1.27
9	BAC-10-6SPQC	1	Shaft, 1-3/8" 6 Tooth PTO spline, for quick coupler	\$399.10
10	BAC-83-QC	3	Ball for quick coupler	\$1.90
11	BAC-82-QC	1	Spring for quick coupler	\$15.20
12	BAC-81-QC	1	Sleeve, ball retainer, for quick coupler	\$40.54
13	41250	1	Cap screw, hex head, 5/16" NC x 3-1/4"	\$2.53
14	41300	2	Set screw, allen head, 3/8" NC x 5/8"	\$95
15	BAC-30-10-M	1	Pulley, 6.375" PD x 2" Bore, Poly-V (for -21SP & B)	\$323.08
15	BAC-30-175	1	Pulley, 6.375" PD x 2-3/8" Bore, Poly-V (for -20SP)	\$348.42
16	BAC-63	1	Nut, self locking, 5/16" NC, for tumblerod drive	\$95
17	BAC-34	2	Snap ring, internal, BAC-15 bearing housing	\$6.33
18	BAC-27	1	Name plate	\$13.94
19	BAC-35	1	Snap ring, external, BAC-10 drive shaft	\$1.27
20	BAC-31-1	2	Bearing, sealed, BAC-10 drive shaft	\$63.55
21	BAC-38-1	1	Spacer, BAC-10 shaft	\$44.34
22	BAC-44	2	Washer, locking, 3/8"	\$6.3
23	BAC-45	2	Nut, hex, 3/8" NC	\$6.3
24	BAC-15	1	Housing, PTO drive shaft bearing	\$259.73
24	BAC-15-B	1	Housing, tumblerod drive shaft bearing housing with mounting base	\$367.42
25	BAC-10-6SP	1	Shaft, 1-3/8" 6 Tooth PTO spline	\$399.10
26	BAC-51	1	Key, 3/8" x 1/2" x 1-1/2", PTO drive shaft	\$6.97
27	40960	3	Nut, jam, 3/8" NC	\$6.3
28	BAC-40	3	Set screw, slotted, 3/8" NC	\$1.27
29	BAC-30-10	1	Pulley, 10.6" PD x 2" Bore, Poly-V, 10 groove (for 600 RPM models)	\$335.75
30	41300	2	Set screw, allen head, 3/8" NC x 5/8"	\$95
31*	BAC-28-10	1	Belt, Poly-V, 10 groove (for PTOC-600)	\$72.22
31*	BAC-28-10-M	1	Belt, Poly-V, 10 groove (for PTOC-1000)	\$73.48
32	BAC-53	3	Pipe plug, 1/8" NPT	\$6.3
32	41120	3	Pipe plug, 1/8" NPT, stainless steel (optional)	\$6.33
33	BAC-12	1	Volute, 1-1/4" x 1, cast iron	\$316.74
34	BAC-26-CI	1	Impeller, cast iron, left hand thread (optional)	\$253.40
34	BAC-26-VALOX	1	Impeller, Valox, left hand thread	\$114.03
35*#	BAC-4-A	1	O-ring, volute seal	\$10.14

REF#	PART#	QTY	DESCRIPTION	LIST PRICE
36-	BAC-7SC	1	Seal, silicon carbide mechanical (includes 40160) (Optional)	\$215.39
36*#	BAC-7V	1	Seal, Viton®, mechanical (includes 40160)	\$63.35
36A*#	40160	1	O-ring for mechanical seal	\$1.27
37	BAC-42	2	Cap screw, 3/8" NC x 2" hex head	\$1.90
38	BAC-43	2	Washer, 3/8" fla	\$6.3
39	BAC-14-MIA	1	Mounting frame, machined for idler arm	\$335.75
40	BAC-15-PIN	2	Alignment pin	\$1.27
41	40950	4	Cap screw, 3/8" NC x 3/4" hex head	\$6.3
41	40930	4	Cap screw, 3/8" NC x 3/4" hex head, SS (optional)	\$3.17
42	BAC-54	1	Slinger	\$1.90
43	BAC-33	2	Snap ring, internal, for mounting frame	\$2.53
44	BAC-37	2	Bearing, sealed, for pump shaft	\$25.34
45	BAC-32	2	Snap ring, external, for driven pump shaft	\$6.3
46	BAC-32-S	1	Spacer for pump shaft	\$7.60
47	BAC-6-SS	1	Shaft, 5/8", left hand course thread, stainless steel	\$158.37
48	BAC-50	1	Key, 3/16" x 3/16" x 1-1/4"	\$1.90
49	BAC-57	2	Cap screw, 5/16" NC x 5/16" allen head, for BAC-29-10 pulley	\$95
50	BAC-29-10-1.50	1	Pulley, 1.5" PD x 5/8" bore, Poly-V, 10 groove	\$101.36
51	BAC-5	1	Spring, idler mounted torsion	\$27.87
52	BAC-13	1	Idler arm	\$108.96
53	BAC-36	1	Snap ring, external, BAC-13 idler arm	\$2.53
54	BAC-46	1	Spacer, 5/8"	\$35.48
55	BAC-49	1	Retainer ring	\$95
56	BAC-55	1	Idler bearing and outer roller assembly	\$78.55
57	BAC-47	1	Cap screw, 5/8" NC x 2 1/8" hex head idler	\$10.14
	BAC-52	1	Chain, 1/4" cold shut, torque anchor	\$5.07
	BAC-58	1	Zerk fitting, 1/4" NP for idler arm	\$3.80
	BAC-55-A		Idler arm assembly (includes 52 - 57 and BAC-58)	\$234.07
	BGKB		Belt and shaft guard kit for all PTOC pumps	\$197.01
*	RK-PTOC-600		Repair kit for 600 RPM models, includes belt, seal, and o-ring	\$145.70
*	RK-PTOC-1000		Repair kit for 1000 RPM models, includes belt, seal, and o-ring	\$146.97
#	RK-FMC		Repair kit for pump only, includes seal and o-ring	\$75.39
-	RK-FMCSC		Repair kit for pump only, includes silicon carbide seal, and o-ring	\$227.42
	FMC-MIA		Pump end only, machined to accept idler arm	\$641.95



PTO BELT DRIVEN CENTRIFUGAL PUMPS

PTOC-150 BELT DRIVEN PUMPS

Features:

- Port Sizes: 1-1/2" NPT inlet, 1-1/4" NPT Outlet;
150F Models: 220 flange (1-1/2" FPT), 200 flange (1-1/4" FPT)
- Stainless Steel Shaft and Wear Ring
- Chemical Resistant Valox® or Optional Cast Iron Impeller
- Standard Viton® Carbon/Ceramic Seal or Optional Severe Duty Silicon Carbide Mechanical Seal
- Spring loaded idler absorbs shock of PTO engagement
- New BAC-15-PIN feature ensures proper alignment
- 5 PTO Mounting Options - See bottom of the page

150 SERIES
HIGH PERFORMANCE



**CATALOG IS LIST PRICE
PLEASE APPLY DISCOUNT**

PTOC-150 Belt Driven Centrifugal Pumps

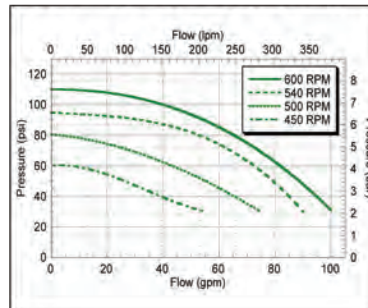
PART NUMBER	MAX GPM	MAX PSI	PTO SHAFT	PORT SIZES	PUMP SEALS	LIST PRICE
PTOC-150-600-6SP	100	110	540	1-1/2" FPT Inlet x 1-1/4" FPT Outlet	Carbon / Ceramic / Viton®	\$1,710.02
PTOC-150-600-6SP-CI	100	110	540	1-1/2" FPT Inlet x 1-1/4" FPT Outlet	Carbon / Ceramic / Viton®	\$1,800.78
PTOC-150-600-6SPQC	100	110	540	1-1/2" FPT Inlet x 1-1/4" FPT Outlet	Carbon / Ceramic / Viton®	\$1,732.15
PTOC-150-600-6SPQC-CI	100	110	540	1-1/2" FPT Inlet x 1-1/4" FPT Outlet	Carbon / Ceramic / Viton®	\$1,822.91
PTOC-150-600-6SPQC-SS	100	110	540	1-1/2" FPT Inlet x 1-1/4" FPT Outlet	Carbon / Ceramic / Viton®	\$1,754.29
PTOC-150-600-B	100	110	540	1-1/2" FPT Inlet x 1-1/4" FPT Outlet	Carbon / Ceramic / Viton®	\$1,732.15
PTOC-150-600-B-CI	100	110	540	1-1/2" FPT Inlet x 1-1/4" FPT Outlet	Carbon / Ceramic / Viton®	\$1,822.91
PTOC-150-600-B-SS	100	110	540	1-1/2" FPT Inlet x 1-1/4" FPT Outlet	Carbon / Ceramic / Viton®	\$1,754.29
PTOC-150-1000-6SP	100	110	1000	1-1/2" FPT Inlet x 1-1/4" FPT Outlet	Carbon / Ceramic / Viton®	\$1,710.02
PTOC-150-1000-6SP-CI	100	110	1000	1-1/2" FPT Inlet x 1-1/4" FPT Outlet	Carbon / Ceramic / Viton®	\$1,800.78
PTOC-150-1000-B	100	110	1000	1-1/2" FPT Inlet x 1-1/4" FPT Outlet	Carbon / Ceramic / Viton®	\$1,732.15
PTOC-150-1000-B-CI	100	110	1000	1-1/2" FPT Inlet x 1-1/4" FPT Outlet	Carbon / Ceramic / Viton®	\$1,822.91
PTOC-150-1000-B-PI	100	110	1000	1-1/2" FPT Inlet x 1-1/4" FPT Outlet	Carbon / Ceramic / Viton®	\$1,732.15
PTOC-150-1000-20SP	100	110	1000	1-1/2" FPT Inlet x 1-1/4" FPT Outlet	Carbon / Ceramic / Viton®	\$1,798.56
PTOC-150-1000-20SP-CI	100	110	1000	1-1/2" FPT Inlet x 1-1/4" FPT Outlet	Carbon / Ceramic / Viton®	\$1,889.32
PTOC-150-1000-21SP	100	110	1000	1-1/2" FPT Inlet x 1-1/4" FPT Outlet	Carbon / Ceramic / Viton®	\$1,737.69
PTOC-150-1000-21SP-CI	100	110	1000	1-1/2" FPT Inlet x 1-1/4" FPT Outlet	Carbon / Ceramic / Viton®	\$1,828.45
PTOC-150F-600-6SPQC	100	110	540	220 x 200 Universal Flange	Carbon / Ceramic / Viton®	\$1,798.56
PTOC-150F-600-B	100	110	540	220 x 200 Universal Flange	Carbon / Ceramic / Viton®	\$1,798.56
PTOC-150F-1000-B	100	110	1000	220 x 200 Universal Flange	Carbon / Ceramic / Viton®	\$1,798.56
PTOCSC-150-600-B	100	110	540	1-1/2" FPT Inlet x 1-1/4" FPT Outlet	Severe Duty Silicon Carbide	\$1,837.30
PTOCSC-150-600-B-CI	100	110	540	1-1/2" FPT Inlet x 1-1/4" FPT Outlet	Severe Duty Silicon Carbide	\$1,822.91
PTOCSC-150F-600-B	100	110	540	220 x 200 Universal Flange	Severe Duty Silicon Carbide	\$1,903.71
PTOCSC-150-600-6SPQC	100	110	540	1-1/2" FPT Inlet x 1-1/4" FPT Outlet	Severe Duty Silicon Carbide	\$1,837.30
PTOCSC-150-1000-B	100	110	1000	1-1/2" FPT Inlet x 1-1/4" FPT Outlet	Severe Duty Silicon Carbide	\$1,837.30
PTOCSC-150-1000-20SP	100	110	1000	1-1/2" FPT Inlet x 1-1/4" FPT Outlet	Severe Duty Silicon Carbide	\$1,903.71
PTOCSC-150-1000-21SP	100	110	1000	1-1/2" FPT Inlet x 1-1/4" FPT Outlet	Severe Duty Silicon Carbide	\$1,842.83

Pump End Only

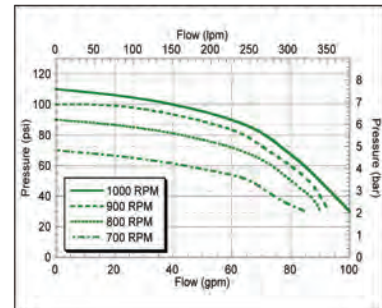
PART NUMBER	DESCRIPTION	LIST PRICE
FMC-150-MIA	Pump end only, machined to accept idler arm	\$647.48

- OPTION DESCRIPTION**
- PTOCSC Silicone carbide shaft seal for abrasives
 - 150F Flanged pump ports for 150 series models: Inlet 1-1/2" FPT & 220 full port flange x Outlet 1-1/4" FP & 200 standard port flange
 - CI Cast iron impeller
 - PI Polypropylene impeller for 150 series models
 - SS Stainless steel fitted package including impeller nut, capscrews and pipe plugs

600 RPM PERFORMANCE CHART



1000 RPM PERFORMANCE CHART



-6SP
For Direct Mount on 6 Spline, 1-3/8"



-6SPQC
Quick Coupler For Direct Mount on 6 Spline, 1-3/8"



-B
1" Stub Shaft and Mounting Base for Trailer Mount



-20SP
For Direct Mount on 20 Spline, 1-3/4"

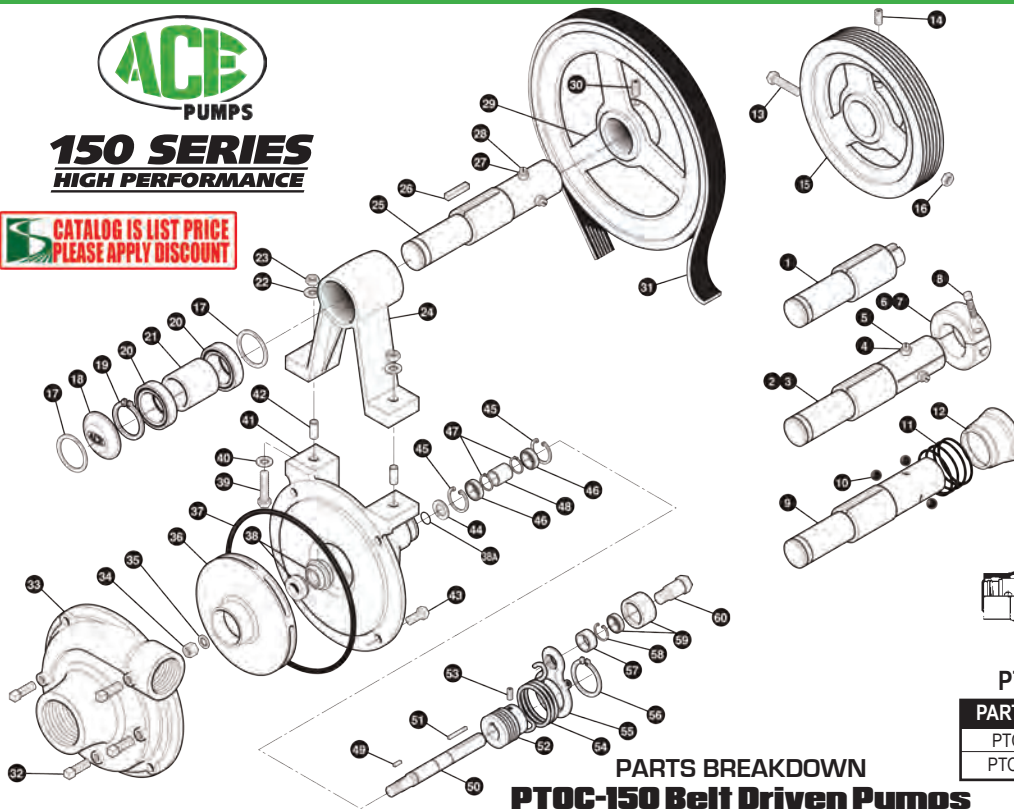


-21SP
For Direct Mount on 21 Spline, 1-3/8"



150 SERIES
HIGH PERFORMANCE

CATALOG IS LIST PRICE
PLEASE APPLY DISCOUNT




PARTS BREAKDOWN
PTOC-150 Belt Driven Pumps



REPAIR KITS

RK-PTOC-150-600 \$153.30
Repair kit for 600 RPM models, kit includes:
Belt, Mechanical Seal, and Body O-ring

RK-PTOC-150-1000 \$154.57
Repair kit for 1000 RPM models, kit includes:
Belt, Mechanical Seal, and Body O-ring



DO NOT REMOVE
THE SAFETY SHIELD.
PTO EXTENSIONS - CUT TO LENGTH

PART NUMBER	RPM	LIST PRICE
PTO-EXT-540	540 RPM	\$494.66
PTO-EXT-1000	1000 RPM	\$630.55

REF#	PART#	QTY	DESCRIPTION	LIST PRICE
1	BAC-10-S	1	Shaft, 1" Tumblerod stub	\$392.76
2	BAC-10-175-20SP	1	Shaft, 1-3/4" 20 Tooth PTO Spline, includes BAC-11-175	\$519.46
3	BAC-10-21SP	1	Shaft, 1-3/8" 21 Tooth PTO spline, includes BAC-11	\$487.79
4	40960	3	Nut, jam, 3/8" NC	\$.63
5	BAC-40	3	Set screw, slotted, 3/8" NC	\$1.27
6	BAC-11-175	1	Locking collar, split ring (for BAC-10-175-20SP shaft)	\$196.38
7	BAC-11	1	Locking collar, split ring (for BAC-10-21SP shaft)	\$145.70
8	BAC-11-1	1	Set screw (for BAC-11 and BAC-11-175 locking collar)	\$1.27
9	BAC-10-6SPQC	1	Shaft, 1-3/8" 6 Tooth PTO spline, for quick coupler	\$399.10
10	BAC-83-QC	3	Ball for quick coupler	\$1.90
11	BAC-82-QC	1	Spring for quick coupler	\$15.20
12	BAC-81-QC	1	Sleeve, ball retainer, for quick coupler	\$40.54
13	41250	1	Cap screw, hex head, 5/16" NC x 3-1/4"	\$2.53
14	41300	2	Set screw, allen head, 3/8" NC x 5/8"	\$.95
15	BAC-30-10-M-150	1	Pulley, 7.9" PD x 2" Bore, Poly-V (for -21SP)	\$348.42
15	BAC-30-175-150	1	Pulley, 7.9" PD x 2-3/8" Bore, Poly-V (for -20SP)	\$380.09
16	BAC-63	1	Nut, self locking, 5/16" NC, for tumblerod drive	\$.95
17	BAC-34	2	Snap ring, internal, BAC-15 bearing housing	\$6.33
18	BAC-27	1	Name plate	\$13.94
19	BAC-35	1	Snap ring, external, BAC-10 drive shaft	\$1.27
20	BAC-31-1	2	Bearing, sealed, BAC-10 drive shaft	\$63.35
21	BAC-38-1	1	Spacer, BAC-10 shaft	\$44.34
22	BAC-44	2	Washer, locking, 3/8"	\$.63
23	BAC-45	2	Nut, hex, 3/8" NC	\$.63
24	BAC-15	1	Housing, PTO drive shaft bearing	\$259.73
24	BAC-15-B	1	Housing, tumblerod drive shaft bearing housing with mounting base	\$367.42
25	BAC-10-6SP	1	Shaft, 1-3/8" 6 Tooth PTO spline	\$399.10
26	BAC-51	1	Key, 3/8" x 1/2" x 1-1/2", PTO drive shaft	\$6.97
27	40960	3	Nut, jam, 3/8" NC	\$.63
28	BAC-40	3	Set screw, slotted, 3/8" NC	\$1.27
29	BAC-30-10-150	1	Pulley, 11.6" PD x 2" Bore, Poly-V, 10 groove (for 600 RPM models)	\$354.75
30	41300	2	Set screw, allen head, 3/8" NC x 5/8"	\$.95
31*	BAC-28-10-150	1	Belt, Poly-V, 10 groove (for PTOC-150-600)	\$79.82
31*	BAC-28-10M-150	1	Belt, Poly-V, 10 groove (for PTOC-150-1000)	\$81.09
32	BAC-53	3	Pipe plug, 1/8" NPT	\$.63
32	41120	3	Pipe plug, 1/8" NPT, stainless steel (optional)	\$6.33
33	BAC-12-150	1	Volute, 1-1/2" x 1-1/4", cast iron	\$392.76
34	BAC-23-A	1	Nut, lock, 3/8" NF hex, cad plated	\$3.17
34	BAC-23-B-SS	1	Nut, 3/8" NF, stainless steel (std on -SS models)	\$1.27
35**#	BAC-24-HYD-SS	1	Washer, 3/8" stainless steel	\$1.90
35	BAC-24-B-SS	1	Washer, 3/8", stainless steel, vibration proof (standard on -SS models)	\$8.87

REF#	PART#	QTY	DESCRIPTION	LIST PRICE
36	BAC-26-150-P	1	Impeller, thermoplastic, with keyway	\$114.03
36	BAC-26-150-CI	1	Impeller, cast iron, with keyway (optional)	\$272.40
36	BAC-26-150-PI	1	Impeller, polypropylene, with keyway (optional)	\$114.03
37**#	BAC-4-150	1	O-ring, volute seal	\$10.14
38**#	BAC-7V	1	Seal, Viton® mechanical seal (includes 40160)	\$63.35
38#	BAC-7SC	1	Seal, silicon carbide mechanical seal (optional)	\$215.39
38A**#	40160	1	O-ring for mechanical seal	\$1.27
39	BAC-42	2	Cap screw, hex head, 3/8" NC x 2"	\$1.90
40	BAC-43	2	Washer, flat, 3/8"	\$.63
41	BAC-14-150-MIA	1	Mounting frame, machined for idler arm	\$411.77
42	BAC-15-PIN	2	Alignment pin	\$1.27
43	40930	4	Cap screw, hex head, 3/8" NC x 3/4" SS (optional)	\$3.17
43	40950	4	Cap screw, hex head, 3/8" NC x 3/4"	\$.63
44	BAC-54	1	Slinger	\$1.90
45	BAC-33	2	Snap ring, internal, for mounting frame	\$2.53
46	BAC-37	2	Bearing, sealed, for pump shaft	\$25.34
47	BAC-32	2	Snap ring, external, for driven pump shaft	\$.63
48	BAC-32-S	1	Spacer for pump shaft	\$7.60
49	BACH-25	1	Key, for impeller, 1/8" x 1/8" x 1/2"	\$1.27
50	BAC-6-150/200-SS	1	Shaft, 5/8", with keyway, stainless steel	\$158.37
51	BAC-50	1	Key, 3/16" x 3/16" x 1-1/4"	\$1.90
52	BAC-29-10-1.35	1	Pulley, 1.35" PD x 5/8" Bore, Poly-V, 10 groove (PTOC-150-600)	\$101.36
52	BAC-29-10-1.7	1	Pulley, 1.7" PD x 5/8" Bore, Poly-V, 10 groove (PTOC-150-1000)	\$101.36
53	BAC-57	2	Set screw, allen head, 5/16" NC x 5/16"	\$.95
54	BAC-5-150	1	Spring, idler mounted torsion, for 150 series	\$31.67
55	BAC-13	1	Idler arm	\$108.96
56	BAC-36	1	Snap ring, external, BAC-13 idler arm	\$2.53
57	BAC-46	1	Spacer, 5/8"	\$35.48
58	BAC-49	1	Retainer ring	\$.95
59	BAC-55	1	Idler bearing and outer roller assembly	\$78.55
60	BAC-47	1	Cap screw, hex head, 5/8" NC x 2-1/8", idler	\$10.14
	BAC-52	1	Chain, 1/4" cold shut, torque chain anchor	\$5.07
	BAC-58	1	Zerk fitting, 1/4" NP, for idler arm	\$3.80
	BAC-55-A	1	Idler arm assembly (includes 55-60 & BAC-58)	\$234.07
	BGKB	1	Belt and shaft guard kit for all PTOC pumps	\$197.01
*	RK-PTOC-150-600	1	Repair kit for 600 RPM models	\$153.30
*	RK-PTOC-150-1000	1	Repair kit for 1000 RPM models	\$154.57
#	RK-FMC-150	1	Repair kit for pump only, includes seal and o-ring	\$75.39
-	RK-FMCS-150	1	Repair kit for pump only, includes silicon carbide seal and o-ring	\$227.42
	FMC-150-MIA	1	Pump end only, machined to accept idler arm	\$647.48