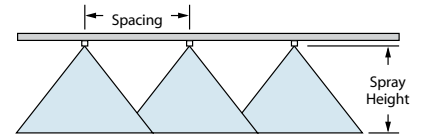
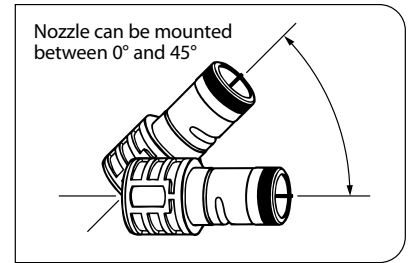


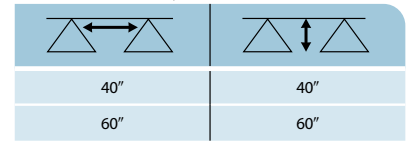
\*Always verify tips or orifices you received are the size which you require before using with chemical. Chemical rates need to be obtained from your chemical dealer.



# Quick Turbo FloodJet® Wide Angle Flat Spray Tips



**Optimum Spray Height\***



\*When nozzle is mounted parallel to the ground.

SOIL INCORPORATED	PRE-EMERGENCE	DRIFT MANAGEMENT
EXCELLENT	EXCELLENT	EXCELLENT

**Features:**

- Patented turbulence chamber creates a dramatic improvement in pattern uniformity.
- Pre-orifice design produces larger droplets for reduced drift.
- Large, round orifice reduces clogging.
- Grooved side molding for automatic alignment with any quick-connect coupler.
- Stainless steel with color-coding for easy size identification.
- Available in standard sizes from 1.5 GPM up to 24.0 GPM at pressures of 10 - 40 PSI

**How to order:**

Specify tip number.

Example:

QCTF-VS40      Stainless Steel with  
VisiFlo color-coding

QUICK TURBO FLOODJET	
PART NO.	LIST PRICE
QCTF-VS##.....	\$46.43
Sizes 15 thru 80	
QCTF-VS##.....	\$63.37
Sizes 100 and 120	

**Self Aligning Quick Couplers**

Part#	Description	Price
61259	3/4" B (MNPT x FQC)	\$16.94
61261	3/4" D (FNPT x FQC)	\$16.94

NOZZLE	PSI	CAPACITY ONE NOZZLE IN GPM	GPA  LARGE CAPACITY QUICK FLOODJET NOZZLES TYPICAL SPACING IS 60 INCHES										
			4 MPH	5 MPH	6 MPH	7 MPH	8 MPH	9 MPH	10 MPH	12 MPH	14 MPH	16 MPH	18 MPH
QCTF-VS15	10	1.50	37	30	25	21	18.6	16.5	14.9	12.4	10.6	9.3	8.3
	20	2.12	52	42	35	30	26	23	21	17.5	15.0	13.1	11.7
	30	2.60	64	51	43	37	32	29	26	21	18.4	16.1	14.3
	40	3.00	74	59	50	42	37	33	30	25	21	18.6	16.5
QCTF-VS20	10	2.00	50	40	33	28	25	22	19.8	16.5	14.1	12.4	11.0
	20	2.83	70	56	47	40	35	31	28	23	20	17.5	15.6
	30	3.46	86	69	57	49	43	38	34	29	24	21	19.0
	40	4.00	99	79	66	57	50	44	40	33	28	25	22
QCTF-VS30	10	3.00	74	59	50	42	37	33	30	25	21	18.6	16.5
	20	4.24	105	84	70	60	52	47	42	35	30	26	23
	30	5.20	129	103	86	74	64	57	51	43	37	32	29
	40	6.00	149	119	99	85	74	66	59	50	42	37	33
QCTF-VS40	10	4.00	99	79	66	57	50	44	40	33	28	25	22
	20	5.66	140	112	93	80	70	62	56	47	40	35	31
	30	6.93	172	137	114	98	86	76	69	57	49	43	38
	40	8.00	198	158	132	113	99	88	79	66	57	50	44
QCTF-VS50	10	5.00	124	99	83	71	62	55	50	41	35	31	28
	20	7.07	175	140	117	100	87	78	70	58	50	44	39
	30	8.66	214	171	143	122	107	95	86	71	61	54	48
	40	10.00	248	198	165	141	124	110	99	83	71	62	55
QCTF-VS60	10	6.00	149	119	99	85	74	66	59	50	42	37	33
	20	8.49	210	168	140	120	105	93	84	70	60	53	47
	30	10.4	257	206	172	147	129	114	103	86	74	64	57
	40	12.0	297	238	198	170	149	132	119	99	85	74	66
QCTF-VS80	10	8.00	198	158	132	113	99	88	79	66	57	50	44
	20	11.3	280	224	186	160	140	124	112	93	80	70	62
	30	13.9	344	275	229	197	172	153	138	115	98	86	76
	40	16.0	396	317	264	226	198	176	158	132	113	99	88
QCTF-VS100	10	10.0	248	198	165	141	124	110	99	83	71	62	55
	20	14.1	349	279	233	199	174	155	140	116	100	87	78
	30	17.3	428	343	285	245	214	190	171	143	122	107	95
	40	20.0	495	396	330	283	248	220	198	165	141	124	110
QCTF-VS120	10	12.0	297	238	198	170	149	132	119	99	85	74	66
	20	17.0	421	337	281	240	210	187	168	140	120	105	94
	30	20.8	515	412	343	294	257	229	206	172	147	129	114
	40	24.0	594	475	396	339	297	264	238	198	170	149	132

**Note:** Always double check your application rates. Tabulations are based on spraying water at 70°F (21°C).