



FRONT WHEEL ASSIST TANK MOUNTS

Mainframe, Cradles and Tanks



PLEASE SPECIFY EXACT MAKE/MODEL AND YEAR OF TRACTOR WHEN ORDERING!
 When ordering, specify tank size by adding -(Tank Gallonage). (ex. SMH-CASEMX-300E)

Standard Helicopter Mainframe & Cradles		200 x 32	300 Elliptical TearDrop Tanks	400 Elliptical
Part#	Description	300 x 38	400 x 42	400 Elliptical
SMH-JD4000	John Deere 4000 Series Steel & Hardware	\$8,198.12	\$8,450.35	\$10,953.15
SMH-JD7000	John Deere 7000 Series Steel & Hardware	\$8,198.12	\$8,450.35	\$10,953.15
SMH-JD8000	John Deere 8000 Series Steel & Hardware	\$8,198.12	\$8,450.35	\$10,953.15
SMH-JD8000T	John Deere 8000T Series Steel & Hardware	\$8,198.12	\$8,450.35	\$10,953.15
SMH-JD8000IVT	John Deere 8000IVT Trans Series Steel & Hardware	\$8,198.12	\$8,450.35	\$10,953.15
SMH-CASE5000	Case IH 5000 Series Steel & Hardware	\$8,198.12	\$8,450.35	\$10,953.15
SMH-CASE7000	Case IH 7000 Series Steel & Hardware	\$8,198.12	\$8,450.35	\$10,953.15
SMH-CASEMX	Case MX Series Steel & Hardware	\$8,198.12	\$8,450.35	\$10,953.15
SMH-CASEMXU	Case MXU Series Steel & Hardware	\$8,198.12	\$8,450.35	\$10,953.15
SMH-FORDTG	Ford TG Series Steel & Hardware	\$8,198.12	\$8,450.35	\$10,953.15
SMH-FORD8070	Ford 8070 Series Steel & Hardware	\$8,198.12	\$8,450.35	\$10,953.15
SMH-FORD2100	Ford 2100 & 2200 Series Steel & Hardware	\$8,198.12	\$8,450.35	\$10,953.15
SMH-PUMA	Puma Steel & Hardware	\$8,198.12	\$8,450.35	\$10,953.15
SMH-NHT8000	New Holland 8000 Series Steel & Hardware	\$8,198.12	\$8,450.35	\$10,953.15
SMH-AGCO	Agco White 6100 & 9000 Series Steel & Hardware	\$8,198.12	\$8,450.35	\$10,953.15
SMH-AGCODT	Agco White DT Series Steel & Hardware	\$8,198.12	\$8,450.35	\$10,953.15
SMH-AGCO8000	Agco White 8000 Series Steel & Hardware	\$8,198.12	\$8,450.35	\$10,953.15
SMH-MFNT	Massey MT Series Steel & Hardware	\$8,198.12	\$8,450.35	\$10,953.15
SMH-CATMT	Cat Challenger MT Series Steel & Hardware	\$8,198.12	\$8,450.35	\$10,953.15
SMH-1000	JD8000/JD12 Non-IVT/JD14 IVT/C18 Steel & Hardware		500 x 48 \$13,135.37	

NOW AVAILABLE FOR TIER 4 MODELS

High Clearance/Low Profile Mainframe & Cradles		300 x 38	400 x 42
Part#	Description	300 Elliptical	400 Elliptical
SMHC-*(Above Models)	High Clearance/Low Profile Mainframe & Cradle	\$10,255.52	\$10,283.11
• 300 x 38", 300 Elliptical, 400 x 42" or 400 Elliptical Tanks Only! Part Number Example - SMHHC-JD4000-300E			



Tractors With Front Duals Mainframe & Cradles		300 x 38	400 x 42	500x48
Part#	Description	300 Elliptical	400 Elliptical	500x48
SMHFD-*(Above Models)	Front Duals Mainframe & Cradle	\$13,818.54	\$13,885.55	\$15,762.97
• Part Number Example - SMHFD-JD4000-300E				

TANKS		
Part#	Description	Price
RAV200X32	200 Gallon x 32" Round Tank	\$686.01
RAV300X38	300 Gallon x 38" Round Tank	\$886.17
NOR300E	300 Gallon Elliptical Tank	\$1,010.77
TD0250-36	250 Gallon Teardrop Tank	\$732.95
TD0300-36	300 Gallon Teardrop Tank	\$799.13
RAV400X42	400 Gallon x 42" Round Tank	\$1,280.26
RAV400E	400 Gallon Elliptical Tank	\$1,122.53
RAV500X48	500 Gallon x 48" Round Tank	\$1,335.68



FRONT WHEEL ASSIST TANK MOUNTS

Mainframe, Cradles and Tanks



PLEASE SPECIFY EXACT MAKE/MODEL AND YEAR OF TRACTOR WHEN ORDERING!
 When ordering, specify tank size by adding -(Tank Gallonage). (ex. FMNH-CASEMX-300E)

Front Mount Mainframe & Cradle - Nose Mount (Weight Bracket Must Be Removed)			
Part#	Description	300 Elliptical	400 x 42
		300 x 38	400 Elliptical
FMNM-JD4000	John Deere 4000 Series Steel & Hardware	\$5,331.40	\$5,376.06
FMNM-JD7000	John Deere 7000 Series Steel & Hardware	\$5,331.40	\$5,376.06
FMNM-JD8000	John Deere 8000 Series Steel & Hardware	\$5,331.40	\$5,376.06
FMNM-CASE5000	Case IH 5000 Series Steel & Hardware	\$5,331.40	\$5,376.06
FMNM-CASE7000	Case IH 7000 & 8000 Series Steel & Hardware	\$5,331.40	\$5,376.06
FMNM-CASEMX	Case MX Series Steel & Hardware	\$5,331.40	\$5,376.06
FMNM-FORDBUHL	Ford/Buhler Series Steel & Hardware	\$5,331.40	\$5,376.06
FMNM-AGCODT	Agco White DT Series Steel & Hardware	\$5,331.40	\$5,376.06
FMNM-AGCO8000	Agco White 8000 Series Steel & Hardware	\$5,331.40	\$5,376.06
FMNM-RTMF	White/Massey MT Series Steel & Hardware	\$5,331.40	\$5,376.06

Front Mount Mainframe & Cradle - Receiver Mount (Weight Bracket Left In Place)			
Part#	Description	300 Elliptical	400 x 42
		300 x 38	400 Elliptical
FMR-JD4000	John Deere 4000 Series Steel & Hardware	\$5,606.10	\$5,659.85
FMR-JD7000	John Deere 7000 Series Steel & Hardware	\$5,606.10	\$5,659.85
FMR-JD8000	John Deere 8000 Series Steel & Hardware	\$5,606.10	\$5,659.85
FMR-CASEMX	Case MX Series Steel & Hardware	\$5,606.10	\$5,659.85



4 Wheel Drive Tractors			
Part#	Description	300 Elliptical	400 x 42
		300 x 38	TearDrop Tanks 400 Elliptical
SM4WD-JD8000	John Deere 8000 Series Steel & Hardware	\$8,031.40	\$8,166.58 \$8,174.46
SM4WD-JD9000	John Deere 9000 Series Steel & Hardware	\$8,031.40	\$8,166.58 \$8,174.46
SM4WD-CASESTX	Case STX Series Steel & Hardware	\$8,031.40	\$8,166.58 \$8,174.46
SM4WD-CASE9000	Case 9000 Series Steel & Hardware	\$8,031.40	\$8,166.58 \$8,174.46
SM4WD-BUHLER	Buhler Tractors Steel & Hardware	\$8,031.40	\$8,166.58 \$8,174.46
SM4WD-NH	New Holland Tractors Steel & Hardware	\$8,031.40	\$8,166.58 \$8,174.46
SM4WD-STGR	Steiger Tractors Steel & Hardware	\$8,031.40	\$8,166.58 \$8,174.46
SM4WD-FORD	Ford TJ Series Steel & Hardware	\$8,031.40	\$8,166.58 \$8,174.46

TANKS		
RAV200X32	200 Gallon x 32" Round Tank	\$686.01
RAV300X38	300 Gallon x 38" Round Tank	\$886.17
NOR300E	300 Gallon Elliptical Tank	\$1,010.77
TD0250-36	250 Gallon Teardrop Tank	\$732.95
TD0300-36	300 Gallon Teardrop Tank	\$799.13
RAV400X42	400 Gallon x 42" Round Tank	\$1,280.26
RAV400E	400 gallon Elliptical Tank	\$1,122.53



TILLAGE TOPPERS

300, 400 or 500 Gallon Units

Save time and fuel in your preplant operation! Mount 300, 400 or 500 gallon unit to your tillage equipment.

Adjustable carrier of rectangular tubing provides strength and versatility; adjustable to fit many popular tillage tools.



TILLAGE TOPPER MOUNTING FRAME

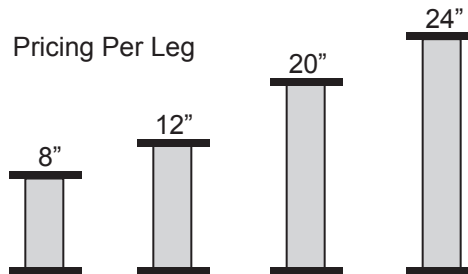
Part#	Description	Price
TTMF	Tillage Topper Mounting Frame	\$1,451.55

Frame Kits Include: 4 Legs (choose height needed), Cross Members, Bolt Kit & All Mounting Hardware. Tank Straps & J-Bolts are included with Cradle Purchased separate. Options Below.

REPLACEMENT LEGS

Part#	Description	Price
TTLEG-8	8" Leg	\$282.86
TTLEG-12	12" Leg	\$282.86
TTLEG-20	20" Leg	\$282.86
TTLEG-24	24" Leg	\$282.86

Add 3" to Leg Height for Mounting Frame



TANKS & CRADLES

Part#	Description	Price
RAV300X38	300 x 38" Gallon Round Tank	\$886.71
NOR300E	300 Gallon Elliptical Tank	\$1,010.77
RAV400X42	400 x 42" Gallon Round Tank	\$1,280.26
RAV400E	400 Gallon Elliptical Tank	\$1,122.53
RAV500X48	500 x 48" Gallon Round Tank	\$1,335.68
NOR500E	500 Gallon Elliptical Tank	\$1,416.74
CRAD300X38	300 x 38" Cradle	\$1,359.32
CRAD300E	300 Gallon Elliptical Cradle	\$1,462.76
CRAD400X42	400 x 42" Cradle	\$1,624.85
CRAD400E	400 Gallon Elliptical Cradle	\$1,598.96
CRAD500X48	500 x 48" Cradle	\$1,624.85
CRAD500E	500 Gallon Elliptical Cradle	\$1,641.19

When Ordering:

Standard leg at 12", 8 1/2" also stocked.
Standard length on cross beam is 5' tube, add \$50.00 per foot for longer beams. Please verify length on all 4 legs.

INOCULANT SPRAYERS

25 & 55 Gallon Units

Part#	Description	Price
810015	Hay inoculant applicator 25 gallon/12 Volt with wire harness and pressure gauge (does not include spray bar or nozzles, see below)	\$1,114.83
810020	Hay inoculant applicator 55 gallon/12 Volt with wire harness and pressure gauge (does not include spray bar or nozzles, see below)	\$1,982.17
810040	Single nozzle with hose & parts, etc.	\$106.87

12 VOLT PUMP CONTROLLER • Metri-Pack Cabling

3BEC35-DDKITMP	Self contained pump speed control unit for 12-volt pump, complete w/ 23' break-away harness & tubing	\$901.69
----------------	--	-----------------

25 Gallon

